



KARST GALLERIA

www.karstgalleria.com





VERVE ELITE PLUS COLLECTION

60*120 cm porcelain Tiles

Presenting Karst Galleria , an eclectic collection of 60 *120 cm porcelain titles that displays exuberance of beautiful designs , colours and textures, Ranging from minimalist to over-the-top , these stylish , beautifully embellished tiles cater to all to all tastes and design aesthetics. Verve Collection is sure to add distinct personality and flair to your interior spaces, be it a home or office . Explore Johnson verve collection and watch your spaces come to life!

RECEPTION



The image features a collage of different textures and materials. At the top left, there is a dark grey textured surface. Below it is a large area of reddish-brown cork. A diagonal strip of dark grey stone with brown and white veining runs across the middle. Below the stone is a large area of tan cork. At the bottom right, a small portion of a light-colored, possibly marble or stone, surface is visible. Overlaid on this collage is the text 'DEN EX' in a large, bold, white, sans-serif font. 'DEN' is positioned in the upper half, and 'EX' is in the lower half, with the two words overlapping the stone and cork textures.

**DEN
EX**

60X120


| | |
|-----------------------------|----|
| HIGH GLOSSY | 06 |
| POLISHED | 10 |
| MATT | 26 |
| TECHNICAL & PACKING DETAILS | 38 |
| BRANCH & EC DETAILS | 39 |

ELITE PLUS

60X120 CM


HIGH GLOSSY

BLING NERO





RANDOM PHASES

GLOBUS CHARCOAL



JOURNEZ NERO



RANDOM PHASES



ELITE PLUS

60X120 CM

HIGH GLOSSY

KLEOZ BLUE



RANDOM PHASES

KLEOZ TROPIC



MANSAN BROWN



RANDOM PHASES


MANSAN NERO



RANDOM PHASES




ALTER GREY




RANDOM PHASES

BOWNSWIK BEIGE



RANDOM PHASES

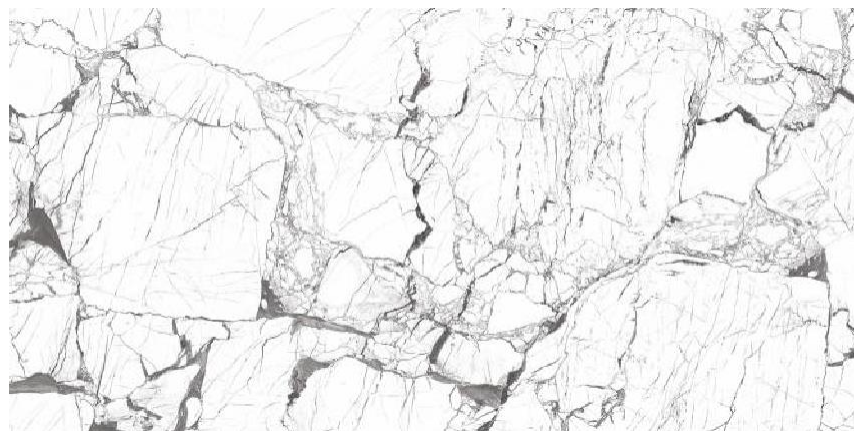
CREASE BEIGE



RANDOM PHASES




CREST WHITE




RANDOM PHASES

DIANAZ BEIGE





RANDOM PHASES

DOON CARAMEL



RANDOM PHASES

ECHO WHITE




BOOKMATCH

ELEGANTE WHITE




RANDOM PHASES

FEELZ GOLD





RANDOM PHASES

FEELZ WHITE




RANDOM PHASES

FLOWZ WHITE




RANDOM PHASES

GAZE MIX




RANDOM PHASES


GLOBUS GRIS



GLOBUS SNOW



HENZIL GRIS



RANDOM PHASES

ELITE PLUS

60X120 CM

POLISHED

KLEOZ BEIGE



RANDOM PHASES

KLEOZ FOREST



KLEOZ GOLD



RANDOM PHASES




ELITE PLUS

60X120 CM

POLISHED

JASMINE CREMA




RANDOM PHASES

KLEOZ FLORA



KLEOZ HEXA




LINER MARBLE



RANDOM PHASES

LOTUS BEIGE



RANDOM PHASES

MANSAN BEIGE



RANDOM PHASES

ELITE PLUS

60X120 CM


POLISHED

MANSAN CREMA




RANDOM PHASES

MANSAN GRIS




RANDOM PHASES

MANSAN WHITE




RANDOM PHASES

MUSSO BEIGE



RANDOM PHASES

OREAL GRIS



RANDOM PHASES

PRINTIL WHITE



SANDEO GRIS




RANDOM PHASES

SMOKE ONYX



RANDOM PHASES

SONER WHITE





ELITE PLUS

60X120 CM

POLISHED

VENITA WHITE



RANDOM PHASES

SUNDANE GREEN LT





SUNDANE TROPIC



SUNDANE GREEN DK



WEBNER CARMEL



RANDOM PHASES

ELITE PLUS

60X120 CM

MATT

CRUSHWOOD NATURA



GLOBUS AZUL



GLOBUS GREEN






ELITE PLUS


60X120 CM

MATT

GLOBUS NERO



KLEOZ ASH



RANDOM PHASES

LINEA WOOD GREY




MANSAN ASH





RANDOM PHASES

MANSAN GOLD



RANDOM PHASES

MANSAN IVORY



RANDOM PHASES

ELITE PLUS

60X120 CM

MATT

MAPPLEWOOD ASH




POKER ASH



POKER BEIGE



POKER BIANCO



POKER BRUNO



PRINTIL NERO




ELITE PLUS

60X120 CM

MATT


RHEAZ GRIS



RHEAZ OCHRE




RHEAZ SILVER



RHEAZ WHITE



TEAKWOOD KNOT



RANDOM PHASES

VINTAGEWOOD GRIS



RANDOM PHASES

India's Most Integrated Tile Manufacturing Company



Self-owned Felspar Mines



Making Punches & Dies



Manufacturing of Soluble Salts and Inks

Being India's most trusted tiling brand requires that trust to be maintained in every stage of developing each and every product that bears the name of the brand. That's why at Karst Galleria, our Felspar Mines are Self-owned, the soluble salts and inks are manufactured in-house, and even the dies and punches are made in-house. All, so that every step in the process comes with the same quality and assurance, that you expect from us.



Manufacturing Excellence

Karst Galleria has the most modern manufacturing units across strategic locations in India. Our manufacturing facilities employ the best technology from world leaders in tile manufacturing equipment. All our plants are ISO compliant with both 9001 and 14001 certifications as well as OHSAS 18001 certification.



Certifications



Karst galleria is India's largest tile manufacturer. It's commitment to quality, service and innovation is backed by certification from the world's leading accreditation bodies.

ISO 9001: 2015

For implementing a Quality Management System for the Manufacture and Supply of Ceramic Tiles.

ISO 45001: 2018

For implementing an Occupational Health & Safety Management System for the Manufacturing of Ceramic Tiles.

ISO 14001: 2015

For implementing an Environmental Management system for the Manufacturing of Ceramic Tiles

Certificate of Merit for Energy Conservation, Bureau of Energy Efficiency, Ministry of Power A Recognition for the efficient use of energy and its conservation.

Plant has received Safety award by National Safety Council

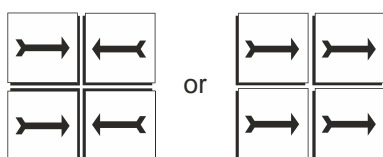
GreenPro is a product certification given by the Confederation of Indian Industry (CII) which signifies environmentally conscious life cycle of the production; certification for eco-friendly products that helps customers make an informed choice towards sustainable products.

Griha

Griha council is a joint initiative of Ministry of New and Renewable Energy, GOI and The Energy and Resources Institute of implement Griha. India's national rating system for sustainable habitats

Karst galleria Tile Fixing Instructions

1. Plaster the surface of the floor where the tiles will be laid with smooth finish and complete the plastering and curing at least two weeks prior to laying.
2. Before fixing Porselano tiles lay them out in the desired pattern and make sure that they give an acceptable blend of shade, colour and design. Please note that certain amount of shade and size variation is inherent in the manufacture of vitrified ceramic tiles. Certain products will have intentional shade or colour variation to get the natural and elegant look, which is an integral element of the design resembling naturally created veins or shaded effect.
3. The company bears no responsibility towards the tiles exposed to any outside process like transfers, printing, firing etc.
4. For fixing Porselano, we recommend using an appropriate product from the range of tile fixing adhesives from the ARDEX ENDURA (INDIA) PVT. LTD. Please follow the adhesive manufacturer's recommendations and instructions for best results.
5. For fixing Porselano tiles on the floor, using sand and cement, follow the instructions given below:
 - a) Use cement and sand mortar in the ratio of 1:4. Add some water to create a consistent paste.
 - b) Once the mixing has been completed do not add any further water and use the same within one hour.
 - c) Apply a 20-30 mm layer of bedding material over an area of 1 square meter at a time on the surface of the area. Apply a fine slurry to the back of the tile to ensure proper and full bedding. Press gently for even adherence at the back of the tile. **DO NOT USE AN IRON HAMMER OR SOME HEAVY MATERIAL TO PRESS THE TILE.**
6. For fixing Porselano tiles on Wall / Dado, we recommend using an appropriate product from the range of tile fixing adhesives from the ARDEX ENDURA (INDIA) PVT. LTD. with proper troweling method for 100 per cent coverage behind the tiles and for peerless bonding. Please follow the adhesive manufacturer's recommendations and instructions for best results. We do not recommend the use of sand and cement for fixing on Dado.
7. Mark and lay out the tiles from the center of the area to be laid so that cut tiles, if any, will be on the outer edges towards the walls.
8. The work size which we try to maintain for better technical performance is 60 cm x 60 cm on average. For large format tiles we do not recommend tiles to be laid without a gap. Plastic tile spacers can be used at each tile corner to maintain even grout lines between the tiles. It is advisable to maintain a gap of 2 mm to 6 mm between every tile to allow for possible expansion as per ISO tolerance norms.
9. Complete the laying process by pressing the cut Porselano tiles firmly into place along the walls/floors.
10. Allow 3-4 days for bed curing. After this period fill the joints with cementitious or epoxy grouts from ARDEX ENDURA (INDIA) PVT. LTD. Use of grout sealant is recommended for keeping the grout free of dust.
11. Fifteen minutes after finishing the grouting process, wipe off excess grout with a damp sponge and polish the tiles with a soft and dry cloth for a clean surface. The tiles can also be cleaned with a mild acid (However, Hydrofluoric acid and its derivatives should not be used). You can also use tile & stone cleaners from ARDEX ENDURA (INDIA) PVT. LTD.
12. Please note that the company does not accept any liability in case of problems arising out of non-adherence to these fixing instructions.
13. **THE COMPANY WILL BEAR NO RESPONSIBILITY AFTER THE TILES ARE FIXED.**
14. Kindly look for an arrow (→) on the back of the tile and follow the laying pattern as shown in Pic-1 :-



NOTHING IN THESE INSTRUCTION IS A SUBSTITUTE FOR GOOD WORKMANSHIP AND SUPERVISION

ELITE PLUS

TECHNICAL SPECIFICATIONS

| S. No | Property | ISO 13006:2018 / EN 14411 Group BIb Requirement | IS - 15622:2017 Group BIb | JOHNSON TILES 60X120 | Test Method |
|-------------------------------|---|---|--|---------------------------------------|-------------------------------|
| A) Dimensions Quality | | whichever is less applicable. Rectified | Rectified | | |
| 1 | Deviation in Length & Width | ± 0.3% or ±1.0mm | ± 0.1 % | ± 0.1 % | ISO 10545-2 / IS 13630-1 |
| 2 | Deviation in Thickness | ± 5% or ± 0.5mm | ± 5 % | ± 4 % | ISO 10545-2 / IS 13630-1 |
| 3 | Straightness of Sides | ± 0.3% or ±0.8mm | ± 0.1 % | ± 0.1 % | ISO 10545-2 / IS 13630-1 |
| 4 | Rectangularity | ± 0.3% or ±1.5mm | ± 0.1 % | ± 0.1 % | ISO 10545-2 / IS 13630-1 |
| 5 | Surface Flatness | ± 0.4% or ±1.8mm | ± 0.5 % | ± 0.3 % | ISO 10545-2 / IS 13630-1 |
| 6 | Surface Quality | Min 95% | Min 95% | Min 95% | ISO 10545-2 / IS 13630-1 |
| B) Physical Property | | | | | |
| 1 | Water Absorption | 0.5%<E≤3, | 0.08%<E≤3, Individual 3.3 max | 2-3% | ISO 10545-3 / IS 13630-2 |
| 2 | Scratch hardness of surface (Moh's scale) | - | ≥ 5 | ≥ 5 | IS 13630 part 13 |
| 3 | Flexural Strength (Average MOR) | ≥30N/mm ² , Individual 27 min | ≥30N/mm ² , Individual 27 min | ≥33N/mm ² | ISO 10545-4 / IS 13630-6 |
| 4 | Breaking Strength | ≥1100N | ≥1100N | ≥ 1200 N | ISO 10545-4 / IS 13630-6 |
| 5 | Impact Resistance | report value | ≥ 0.55 | ≥ 0.55 | ISO 10545-5 / IS 13630 -14 |
| 6 | Crazing Resistance | Report cycle | 4 cycle | No damage | ISO 10545-11 / IS 13630- 9 |
| 7 | Surface Abrasion Resistance (PEI Rating) | Report abrasion class | Class II, Min | Min PEI III - IV | ISO 10545-7 / IS 13630 - 11 |
| 8 | Skid resistance (Coefficient of Friction) | NA | Manufacturer to declare | 0.3 to 0.5 | ISO 10545 -17 /ANSI A 326.3 |
| 9 | Bulk Density, in (g/cc) | ≥ 2.0 | ≥ 2.0 | ≥ 2.0 | ASTM C373-16 / IS 13630-2 |
| 10 | Moisture expansion | Manufacturer to declare | Max 0.02 mm/m | ≤ 0.02 mm/m | IS 13630-part 3 /ISO 10545-10 |
| 11 | Frost Resistance | Manufacturer to declare | Manufacturer to declare | No Damage | ISO 10545-12 / IS 13630-10 |
| 12 | Color Resistance to UV light | report result | report result | No change in color | DIN 51094 |
| C) Chemical Properties | | | | | |
| 1 | Resistance to Chemicals | | | | |
| a | Resistance to Low concentrations of acids & alkalis | report resistance class | report resistance class | GLA | ISO 10545-13 / IS 13630-8 |
| b | Resistance to High concentrations of acids & alkalis | report resistance class | report resistance class | GHA | ISO 10545-13 / IS 13630-8 |
| c | Resistance to household chemicals and swimming pool salts | Min B | AA min | B (ISO) / AA (BIS) | ISO 10545-13 / IS 13630-8 |
| 2 | Stain resistance | Min Class 3 | Class 1 min | Class 3 (ISO) / Class 1 (IS) | ISO 10545-14 / IS 13630-8 |
| D) Thermal Properties | | | | | |
| 1 | Linear Thermal Expansion | Report value | ≤7 x 10 ⁻⁶ K ⁻¹ | ≤7 x 10 ⁻⁶ K ⁻¹ | ISO 10545-8 / IS 13630-4 |
| 2 | Thermal shock resistance | - | 10 Cycle, Min | 10 Cycle, Min | ISO 10545-9 / IS 13630 -5 |

Ramp Test: Suitable for all kind of surfaces (Plain, structural..etc)

Slider (BOT-3000E Digital Tribometer) : suitable for plain / smooth surface and not working for structural / profiled surface

PACKAGING DETAILS

| Product | Nominal Size (cm) | No of Tiles/Box | Approx Area/Box (sq m) | Approx Weight/Box (kgs) | Approx Cartons/ 20' Container | Approx Area per Container (sq m) |
|---------------------------|-------------------|-----------------|------------------------|-------------------------|-------------------------------|----------------------------------|
| Johnson 60x120 Wall Tiles | 60x120 | 2 | 1.44 | 29 | 931 | 1341 |



Email: customercare@karstgalleria.com

For Export Enquires, Email:
info@karstgalleria.com

KARST GALLERIA

KARST GALLERIA (INDIA) DIVISION

Corporate Office:

E-2A, SECOND FLOOR , MANSAROVER
GARDEN , NEW DELHI

Website: www.karstgalleria.com

Registered Office: E-2a , second floor, mansarover
garden., new delhi.

